

## Cathedral Church of the Nativity

### Journey to Generosity 2018 Pledge

As part of my/our journey to generosity in 2018, I/we pledge \$\_\_\_\_\_. I/we plan to fulfill this pledge \_\_\_weekly, \_\_\_\_\_monthly, \_\_\_\_\_semi-annually, \_\_\_\_\_annually.

NAME


ADDRESS

PHONE

EMAIL

\_\_\_\_\_ Please contact me about including the church in my estate plans.

\_\_\_\_\_ I would like to "sign up" for electronic giving.



## Cathedral Church of the Nativity

### Journey to Generosity 2018 Pledge

As part of my/our journey to generosity in 2018, I/we pledge \$\_\_\_\_\_. I/we plan to fulfill this pledge \_\_\_weekly, \_\_\_\_\_monthly, \_\_\_\_\_semi-annually, \_\_\_\_\_annually.

NAME


ADDRESS

PHONE

EMAIL

\_\_\_\_\_ Please contact me about including the church in my estate plans.

\_\_\_\_\_ I would like to "sign up" for electronic giving.



## Cathedral Church of the Nativity

### Journey to Generosity 2018 Pledge

As part of my/our journey to generosity in 2018, I/we pledge \$\_\_\_\_\_. I/we plan to fulfill this pledge \_\_\_weekly, \_\_\_\_\_monthly, \_\_\_\_\_semi-annually, \_\_\_\_\_annually.

NAME


ADDRESS

PHONE

EMAIL

\_\_\_\_\_ Please contact me about including the church in my estate plans.

\_\_\_\_\_ I would like to "sign up" for electronic giving.



## Proportional giving

Annual Income	Weekly Income	Beyond a Tith											
		15%	12%	10%	9%	8%	7%	6%	5%	4%	3%	2%	1%
\$22,000	\$423	\$63	\$51	\$42	\$38	\$34	\$30	\$25	\$21	\$17	\$13	\$8	\$4
\$25,000	\$481	\$72	\$58	\$48	\$43	\$38	\$34	\$29	\$24	\$19	\$14	\$10	\$5
\$30,000	\$577	\$87	\$69	\$58	\$52	\$46	\$40	\$35	\$29	\$23	\$17	\$12	\$6
\$40,000	\$769	\$115	\$92	\$77	\$69	\$62	\$54	\$46	\$38	\$31	\$23	\$15	\$8
\$50,000	\$962	\$144	\$115	\$96	\$87	\$77	\$67	\$58	\$48	\$38	\$29	\$19	\$10
\$60,000	\$1,154	\$173	\$138	\$115	\$104	\$92	\$81	\$69	\$58	\$46	\$35	\$23	\$12
\$70,000	\$1,346	\$202	\$162	\$135	\$121	\$108	\$94	\$81	\$67	\$54	\$40	\$27	\$13
\$80,000	\$1,538	\$231	\$185	\$154	\$138	\$123	\$108	\$92	\$77	\$62	\$46	\$31	\$15
\$90,000	\$1,731	\$260	\$208	\$173	\$156	\$139	\$121	\$104	\$87	\$69	\$52	\$35	\$17
\$100,000	\$1,923	\$288	\$231	\$192	\$173	\$154	\$135	\$115	\$96	\$77	\$58	\$38	\$19
\$110,000	\$2,115	\$317	\$254	\$212	\$190	\$169	\$148	\$127	\$106	\$85	\$63	\$42	\$21
\$120,000	\$2,308	\$346	\$277	\$231	\$208	\$185	\$162	\$138	\$115	\$92	\$69	\$46	\$23
\$140,000	\$2,692	\$404	\$323	\$269	\$242	\$215	\$188	\$162	\$135	\$108	\$81	\$54	\$27

## Proportional giving

Annual Income	Weekly Income	Beyond a Tith											
		15%	12%	10%	9%	8%	7%	6%	5%	4%	3%	2%	1%
\$22,000	\$423	\$63	\$51	\$42	\$38	\$34	\$30	\$25	\$21	\$17	\$13	\$8	\$4
\$25,000	\$481	\$72	\$58	\$48	\$43	\$38	\$34	\$29	\$24	\$19	\$14	\$10	\$5
\$30,000	\$577	\$87	\$69	\$58	\$52	\$46	\$40	\$35	\$29	\$23	\$17	\$12	\$6
\$40,000	\$769	\$115	\$92	\$77	\$69	\$62	\$54	\$46	\$38	\$31	\$23	\$15	\$8
\$50,000	\$962	\$144	\$115	\$96	\$87	\$77	\$67	\$58	\$48	\$38	\$29	\$19	\$10
\$60,000	\$1,154	\$173	\$138	\$115	\$104	\$92	\$81	\$69	\$58	\$46	\$35	\$23	\$12
\$70,000	\$1,346	\$202	\$162	\$135	\$121	\$108	\$94	\$81	\$67	\$54	\$40	\$27	\$13
\$80,000	\$1,538	\$231	\$185	\$154	\$138	\$123	\$108	\$92	\$77	\$62	\$46	\$31	\$15
\$90,000	\$1,731	\$260	\$208	\$173	\$156	\$139	\$121	\$104	\$87	\$69	\$52	\$35	\$17
\$100,000	\$1,923	\$288	\$231	\$192	\$173	\$154	\$135	\$115	\$96	\$77	\$58	\$38	\$19
\$110,000	\$2,115	\$317	\$254	\$212	\$190	\$169	\$148	\$127	\$106	\$85	\$63	\$42	\$21
\$120,000	\$2,308	\$346	\$277	\$231	\$208	\$185	\$162	\$138	\$115	\$92	\$69	\$46	\$23
\$140,000	\$2,692	\$404	\$323	\$269	\$242	\$215	\$188	\$162	\$135	\$108	\$81	\$54	\$27

## Proportional giving

Annual Income	Weekly Income	Beyond a Tith											
		15%	12%	10%	9%	8%	7%	6%	5%	4%	3%	2%	1%
\$22,000	\$423	\$63	\$51	\$42	\$38	\$34	\$30	\$25	\$21	\$17	\$13	\$8	\$4
\$25,000	\$481	\$72	\$58	\$48	\$43	\$38	\$34	\$29	\$24	\$19	\$14	\$10	\$5
\$30,000	\$577	\$87	\$69	\$58	\$52	\$46	\$40	\$35	\$29	\$23	\$17	\$12	\$6
\$40,000	\$769	\$115	\$92	\$77	\$69	\$62	\$54	\$46	\$38	\$31	\$23	\$15	\$8
\$50,000	\$962	\$144	\$115	\$96	\$87	\$77	\$67	\$58	\$48	\$38	\$29	\$19	\$10
\$60,000	\$1,154	\$173	\$138	\$115	\$104	\$92	\$81	\$69	\$58	\$46	\$35	\$23	\$12
\$70,000	\$1,346	\$202	\$162	\$135	\$121	\$108	\$94	\$81	\$67	\$54	\$40	\$27	\$13
\$80,000	\$1,538	\$231	\$185	\$154	\$138	\$123	\$108	\$92	\$77	\$62	\$46	\$31	\$15
\$90,000	\$1,731	\$260	\$208	\$173	\$156	\$139	\$121	\$104	\$87	\$69	\$52	\$35	\$17
\$100,000	\$1,923	\$288	\$231	\$192	\$173	\$154	\$135	\$115	\$96	\$77	\$58	\$38	\$19
\$110,000	\$2,115	\$317	\$254	\$212	\$190	\$169	\$148	\$127	\$106	\$85	\$63	\$42	\$21
\$120,000	\$2,308	\$346	\$277	\$231	\$208	\$185	\$162	\$138	\$115	\$92	\$69	\$46	\$23
\$140,000	\$2,692	\$404	\$323	\$269	\$242	\$215	\$188	\$162	\$135	\$108	\$81	\$54	\$27